



Collections Department Monthly Report

September 2017

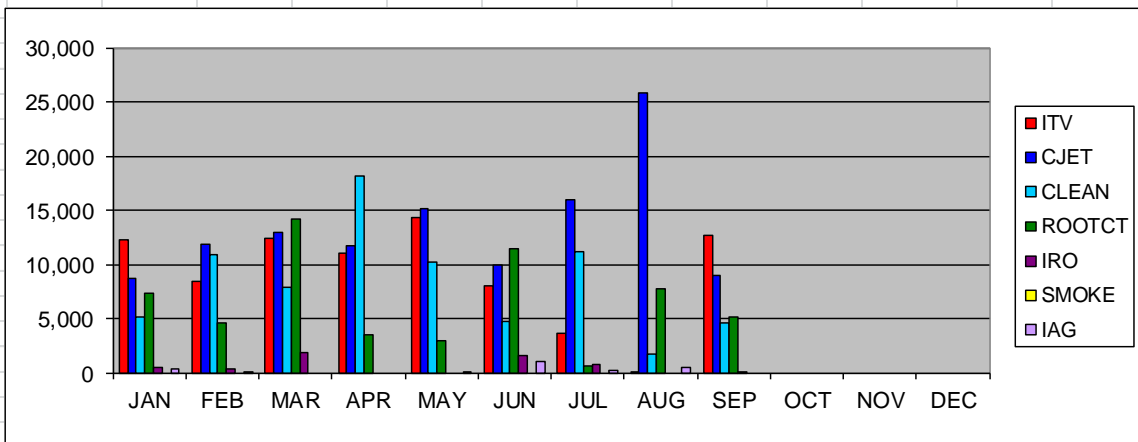
Greg Pease, Collection System/Safety Manager

Department Summary

The LGVSD Collection System Department is responsible for the day-to-day operation and maintenance of 105 miles of gravity sewer lines and 6.72 miles of force mains, servicing a population of approximately 29,000 residents and businesses throughout the District. The department consists of 3 Collection System Operators, 1 Lead Collection System Operator and the Collection System/Safety Manager. General sanitary sewer Preventative Maintenance tasks include hydroflushing, root-cutting, and CCTV inspection. In addition to Preventative Maintenance, Collection System Operators are responsible for lateral repair/replacement inspections, Underground Service Alert (USA) locating, customer inquiries (incident reports), Air Release Valve Maintenance and monitoring 15 pump stations within the District.

Year to Date Footage

COLLECTION CREW 2017													
Measurement in feet													
	JAN	FEB	MAR	APR	MAY	JUN	JUL	AUG	SEP	OCT	NOV	DEC	TOTAL
ITV	12,194	8,481	12,334	10,980	14,272	7,949	3,628	136	12,614				82,588
CJET	8,717	11,831	12,940	11,722	15,185	9,952	15,992	25,883	8,958				121,180
CLEAN	5,187	10,864	7,871	18,194	10,139	4,687	11,105	1,645	4,564				74,256
ROOTCT	7,315	4,546	14,133	3,504	2,895	11,501	662	7,793	5,090				57,439
IRO	501	400	1,871	0	0	1,519	770	0	105				5,166
SMOKE	0	0	0	0	0	0	0	0	0				-
IAG	288	80	0	0	44	1010	225	420	0				2,067
TOTAL	34,202	36,202	49,149	44,400	42,535	36,618	32,382	35,877	31,331	0	0	0	342,696



Preventative Maintenance

September 2017

Hydro-Flushing

CJET/CLEAN

62 sewer mains, totaling **13,522** linear feet (**2.6 miles**), were flushed in the month of September.

CCTV Inspections

ITV/IRO

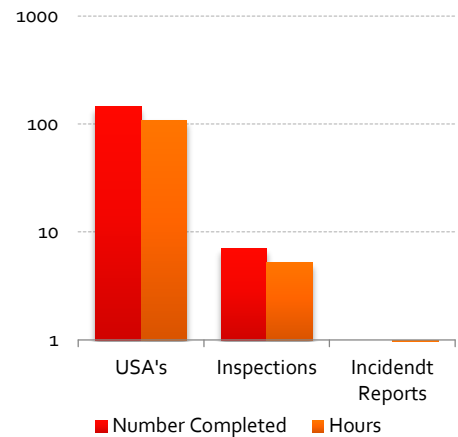
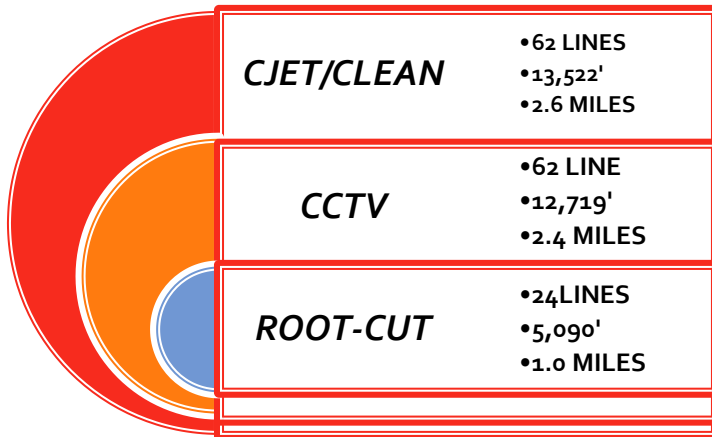
62 sewer mains, totaling **12,719** linear feet (**2.4 miles**), were inspected via CCTV inspection.

Root-Cut

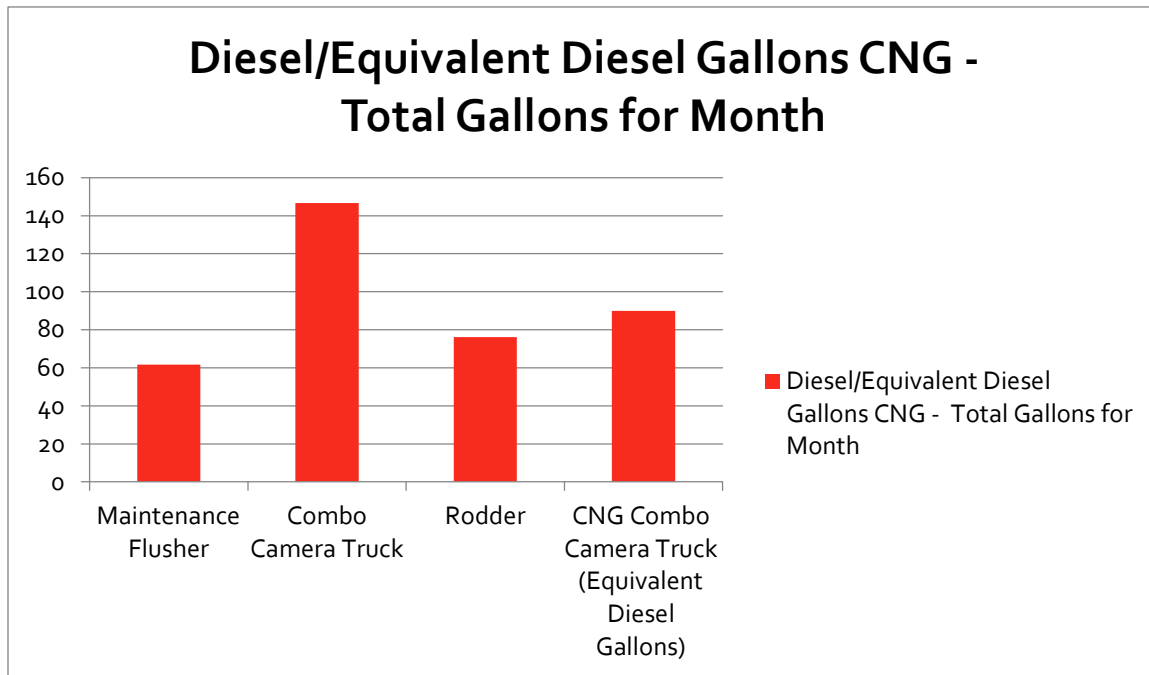
24 sewer mains, totaling **5,090** linear feet (**1.0 miles**), were Root-Cut.

MISCELLANEOUS TASKS

- ▲ **UNDERGROUND SERVICE ALERT (USA)**
171 USA'S completed (0.75 hours x 171 = 128.25 hours)
- ▲ **LATERAL INSPECTIONS**
7 inspections completed (YTD =75)
(0.75 hours x 7= 5.25 hours)
- ▲ **INCIDENT REPORTS**
There was 2 incident for the month of September, (1) MMWD leak and (1) lateral blockage.
- ▲ **AIR-RELEASE VALVE (ARV) MAINTENANCE**
No maintenance to report



Fuel Used



***CNG Truck/Combo camera truck both in for repair**

Repairs Required (September 2017)

- Aries (Camera manufacturer) equipment warranty repair – Camera and controller.
- Meyer’s Pump repair on Combo Camera truck
- Rodder – Tire replacement
- RST Camera cable repair – old camera

Miscellaneous Info

- Tri-State Annual Conference – attended by Pease, Gill and Buchholz (September 25-28)
- Staff Vacation and time off – 14 days total

Collection System Spill Summary

September 2017

Sanitary Sewer Overflows (SSO)

There were no Sanitary Sewer Overflows reported/verified on District system or public right-of-way for the Month of September 2017.

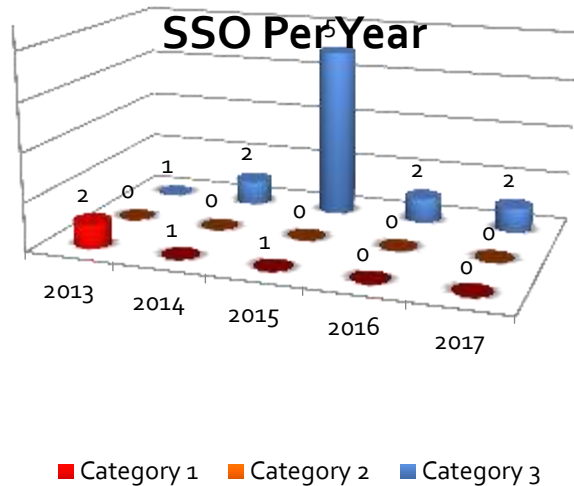
of spills Year To Date = 2

of gallons spilled Year To Date = 69

Category 1 – Reaches waters of the state, any volume

Category 2 – SSO more than a 1,000 gal that does NOT reach waters of the state

Category 3 – All other SSO's (i.e. less than 1,000 gal that do NOT reach waters of the state.)



SEWER SYSTEM OVERFLOWS (PROJECTED - PER 100 MILES/PER YEAR) CATEGORY 1

	# of Spills	Net Volume (Gallons)
LAS GALLINAS CS	0.0	0.0
STATE MUNICIPAL AVG	7.81	14,263.13
REGIONAL MUNICIPAL AVG	8.30	5,653.35

SEWER SYSTEM OVERFLOWS (PROJECTED - PER 100 MILES/PER YEAR) CATEGORY 2

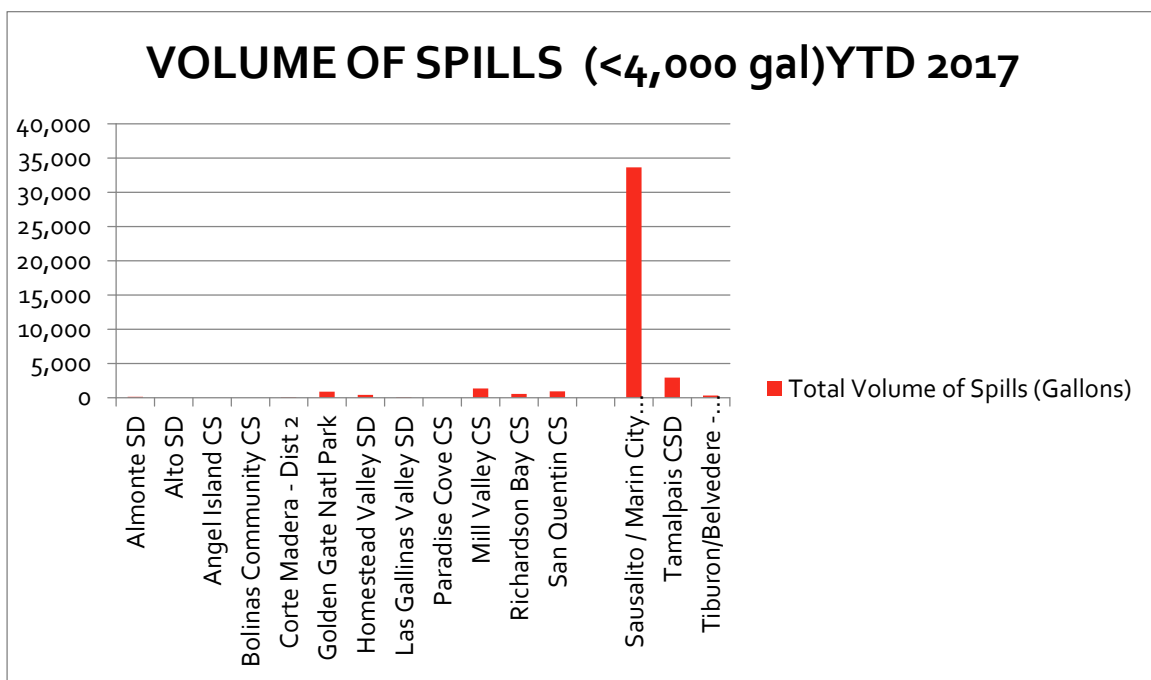
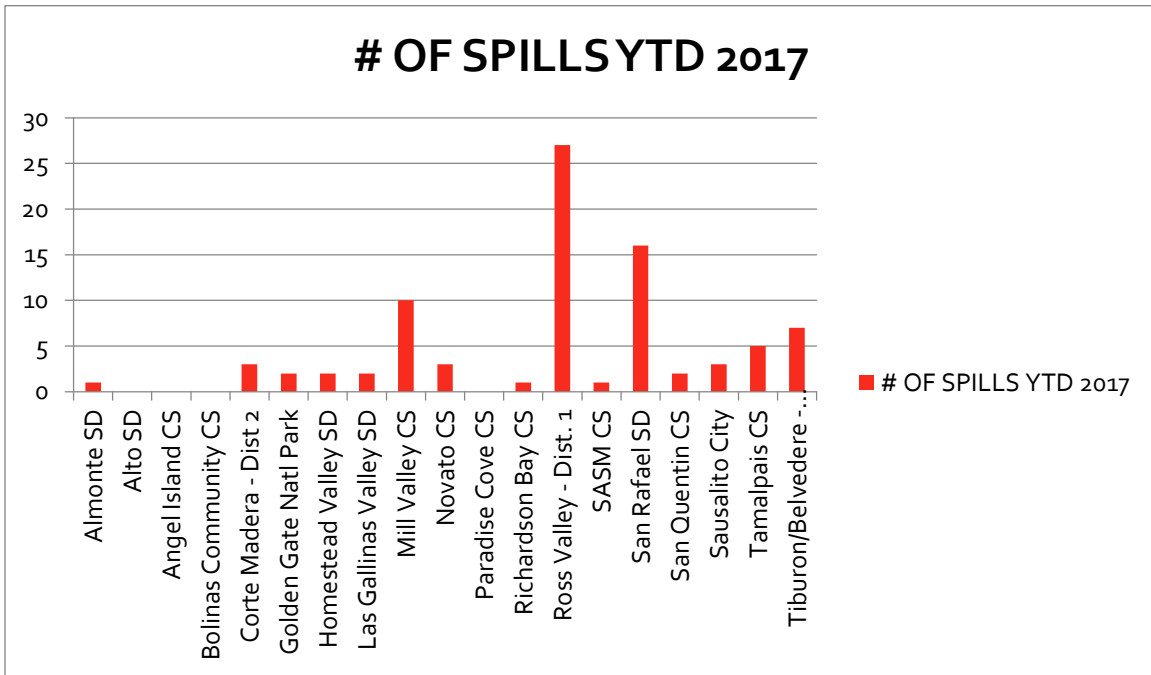
	# of Spills	Net Volume (Gallons)
LAS GALLINAS CS	0.0	0.0
STATE MUNICIPAL AVG	3.32	3,185.87
REGIONAL MUNICIPAL AVG	2.83	163.84

SEWER SYSTEM OVERFLOWS (PROJECTED - PER 100 MILES/PER YEAR) CATEGORY 3

	# of Spills	Net Volume (Gallons)
LAS GALLINAS CS	2.4	3.19
STATE MUNICIPAL AVG	6.43	75.66
REGIONAL MUNICIPAL AVG	7.06	27.98

Marin County Sanitary Sewer Overflows (SSO) Regional

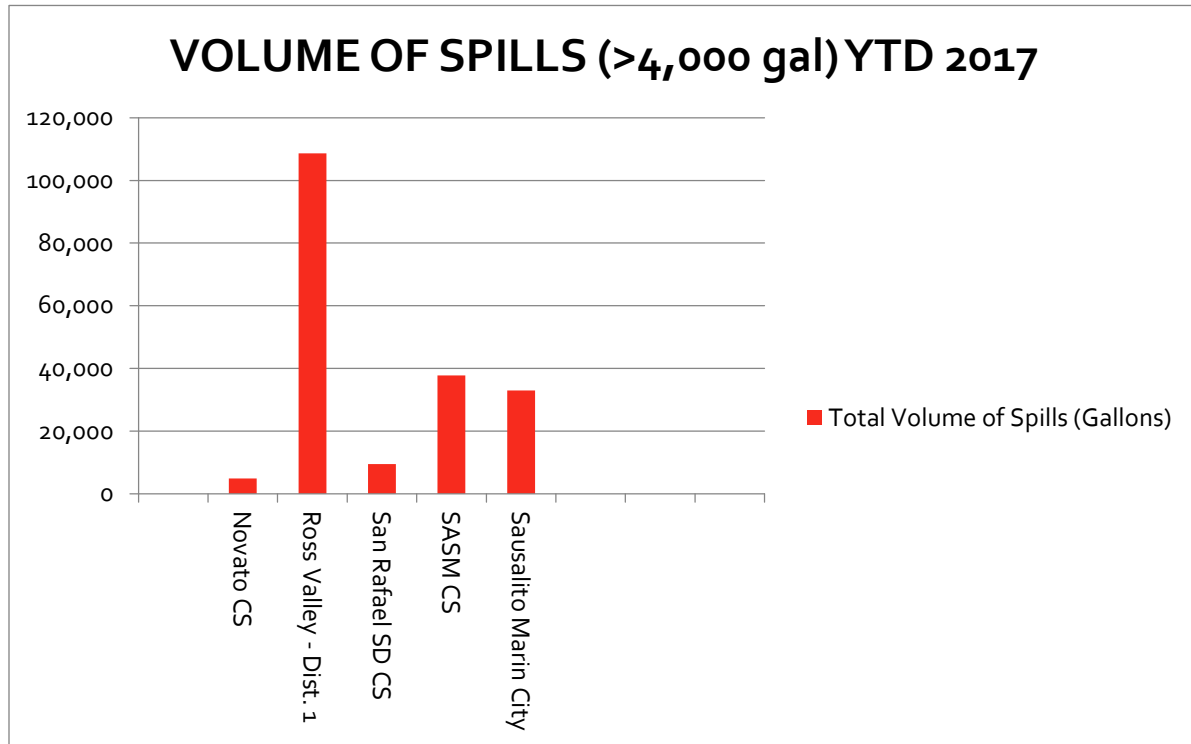
September 2017



Marin County Sanitary Sewer Overflows (SSO) regional

September 2017

Large Volume Spillers



LGVSD Safety

Training

September Training (Du-All Safety) – Hazardous Communication and Hazardous Waste

Injuries

None

Lost Time Accidents

Last Lost Time Accident 9/27/2016 – It has been 369 Days since our last lost time accident

Safety Committee

Safety Committee Meeting Scheduled for September 12, 2017. Nothing to Report

Contempo Marin Manhole Dissolved Sulfide

September 2017

