



# Collections Department Monthly Report

October 2017

---

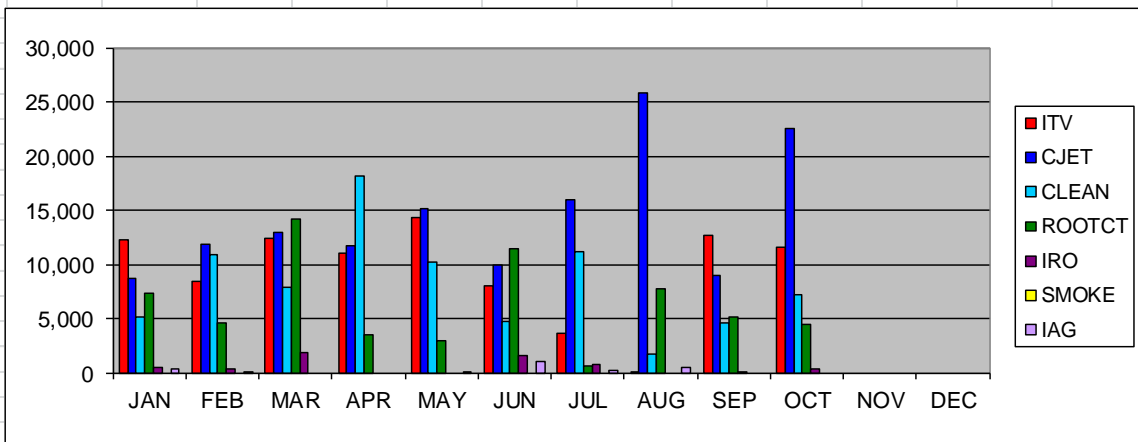
Greg Pease, Collection System/Safety Manager

# Department Summary

The LGVSD Collection System Department is responsible for the day-to-day operation and maintenance of 105 miles of gravity sewer lines and 6.72 miles of force mains, servicing a population of approximately 29,000 residents and businesses throughout the District. The department consists of 3 Collection System Operators, 1 Lead Collection System Operator and the Collection System/Safety Manager. General sanitary sewer Preventative Maintenance tasks include hydroflushing, root-cutting, and CCTV inspection. In addition to Preventative Maintenance, Collection System Operators are responsible for lateral repair/replacement inspections, Underground Service Alert (USA) locating, customer inquiries (incident reports), Air Release Valve Maintenance and monitoring 15 pump stations within the District.

# Year to Date Footage

COLLECTION CREW 2017													
Measurement in feet													
	JAN	FEB	MAR	APR	MAY	JUN	JUL	AUG	SEP	OCT	NOV	DEC	TOTAL
ITV	12,194	8,481	12,334	10,980	14,272	7,949	3,628	136	12,614	11,595			94,183
CJET	8,717	11,831	12,940	11,722	15,185	9,952	15,992	25,883	8,958	22,513			143,693
CLEAN	5,187	10,864	7,871	18,194	10,139	4,687	11,105	1,645	4,564	7,187			81,443
ROOTCT	7,315	4,546	14,133	3,504	2,895	11,501	662	7,793	5,090	4,388			61,827
IRO	501	400	1,871	0	0	1,519	770	0	105	300			5,466
SMOKE	0	0	0	0	0	0	0	0	0	0			-
IAG	288	80	0	0	44	1010	225	420	0	0			2,067
<b>TOTAL</b>	<b>34,202</b>	<b>36,202</b>	<b>49,149</b>	<b>44,400</b>	<b>42,535</b>	<b>36,618</b>	<b>32,382</b>	<b>35,877</b>	<b>31,331</b>	<b>45,983</b>	<b>0</b>	<b>0</b>	<b>388,679</b>



# Preventative Maintenance

October 2017

## Hydro-Flushing

### CJET/CLEAN

144 sewer mains, totaling 29,700 linear feet (5.6 miles), were flushed in the month of September.

## CCTV Inspections

### ITV/IRO

55 sewer mains, totaling 11,895 linear feet (2.2 miles), were inspected via CCTV inspection.

## Root-Cut

24 sewer mains, totaling 4,388 linear feet (0.8 miles), were Root-Cut.

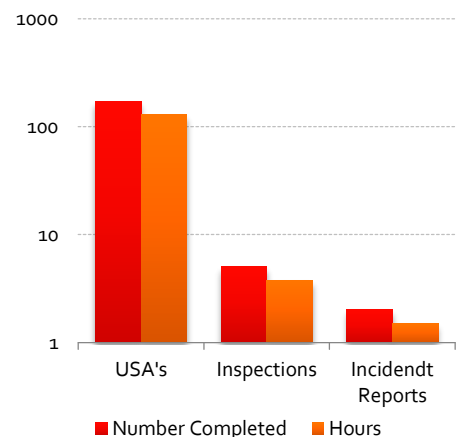
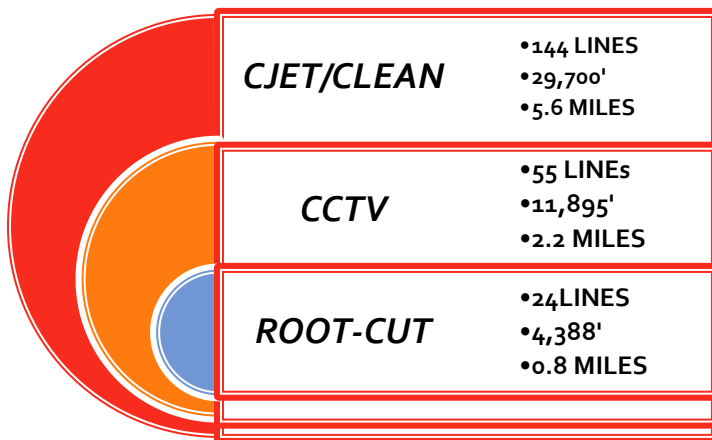
## MISCELLANEOUS TASKS

▲ **UNDERGROUND SERVICE ALERT (USA)**  
171 USA'S completed (0.75 hours x 171 = 128.25 hours)

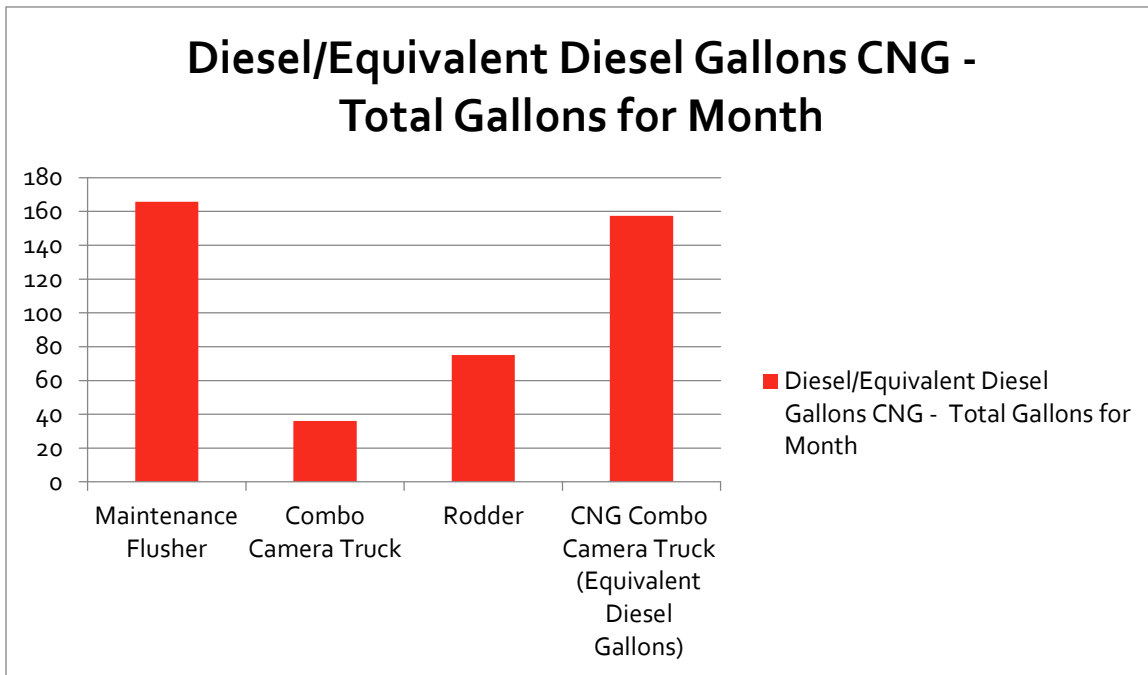
▲ **LATERAL INSPECTIONS**  
5 inspections completed (YTD =80)  
(0.75 hours x 5= 3.75 hours)

▲ **INCIDENT REPORTS**  
There was 2 incident for the month of October, (1) Alarm Lights at Marin Lagoon,(1)Lateral Blockage.

▲ **ARV MAINTENANCE**  
No maintenance to report



## Fuel Used



**\*CNG Truck/Combo camera truck both in for repair**

### Repairs Required (October 2017)

- Meyer’s Pump installation on F-650 camera/flusher (pump rebuilt by WECO )(install by Diego Truck Repair)
- Replace condensor F-750
- Replace Tire – F650 Rodder

### Miscellaneous Info

- Emergency Repair – Miller Creek , Concrete Removal (Gopher-it)

# Collection System Spill Summary

October 2017

## Sanitary Sewer Overflows (SSO)

There were no Sanitary Sewer Overflows reported/verified in the District system or public right-of-way for the Month of October 2017.

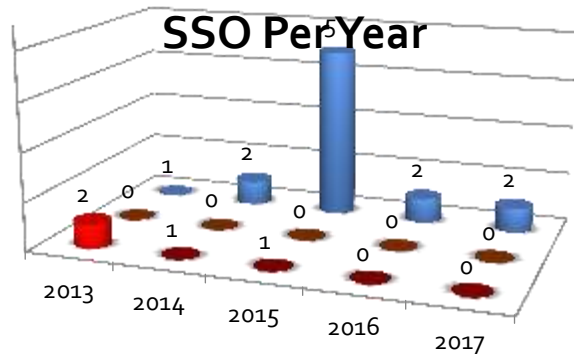
# of spills Year To Date = 2

# of gallons spilled Year To Date = 69

**Category 1 – Reaches waters of the state, any volume**

**Category 2 – SSO more than a 1,000 gal that does NOT reach waters of the state**

**Category 3 – All other SSO's (i.e. less than 1,000 gal that do NOT reach waters of the state.)**



■ Category 1 ■ Category 2 ■ Category 3

### SEWER SYSTEM OVERFLOWS (PROJECTED - PER 100 MILES/PER YEAR) CATEGORY 1

	# of Spills	Net Volume (Gallons)
LAS GALLINAS CS	0.0	0.0
STATE MUNICIPAL AVG	6.99	12,343.11
REGIONAL MUNICIPAL AVG	7.82	5,106.98

### SEWER SYSTEM OVERFLOWS (PROJECTED - PER 100 MILES/PER YEAR) CATEGORY 2

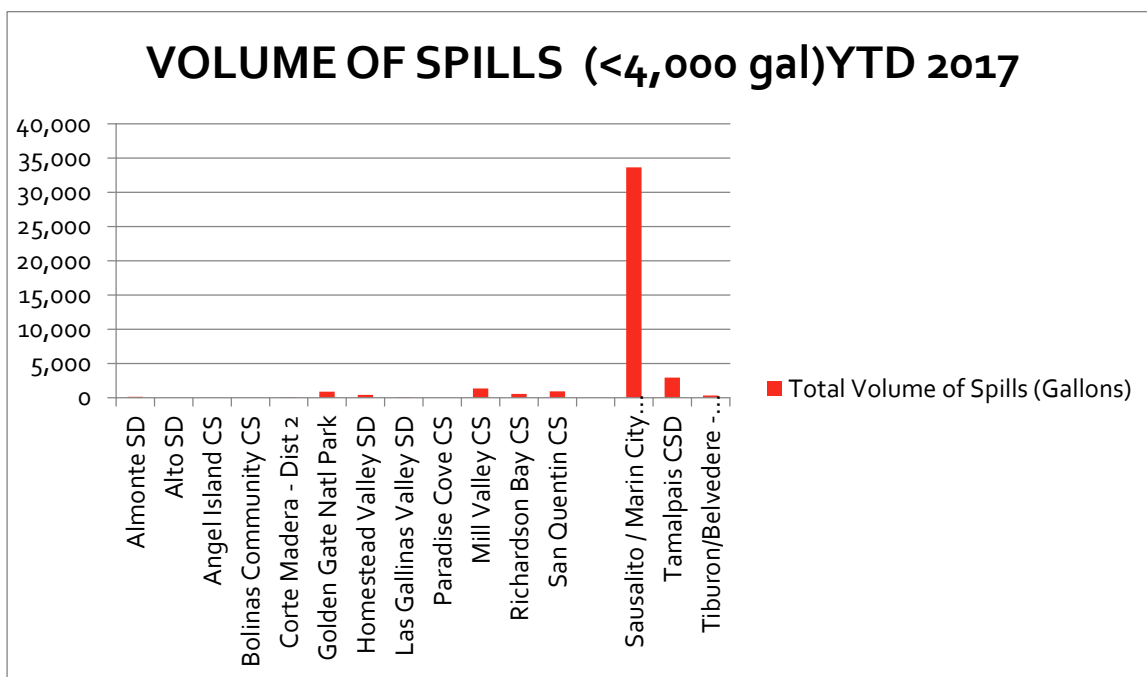
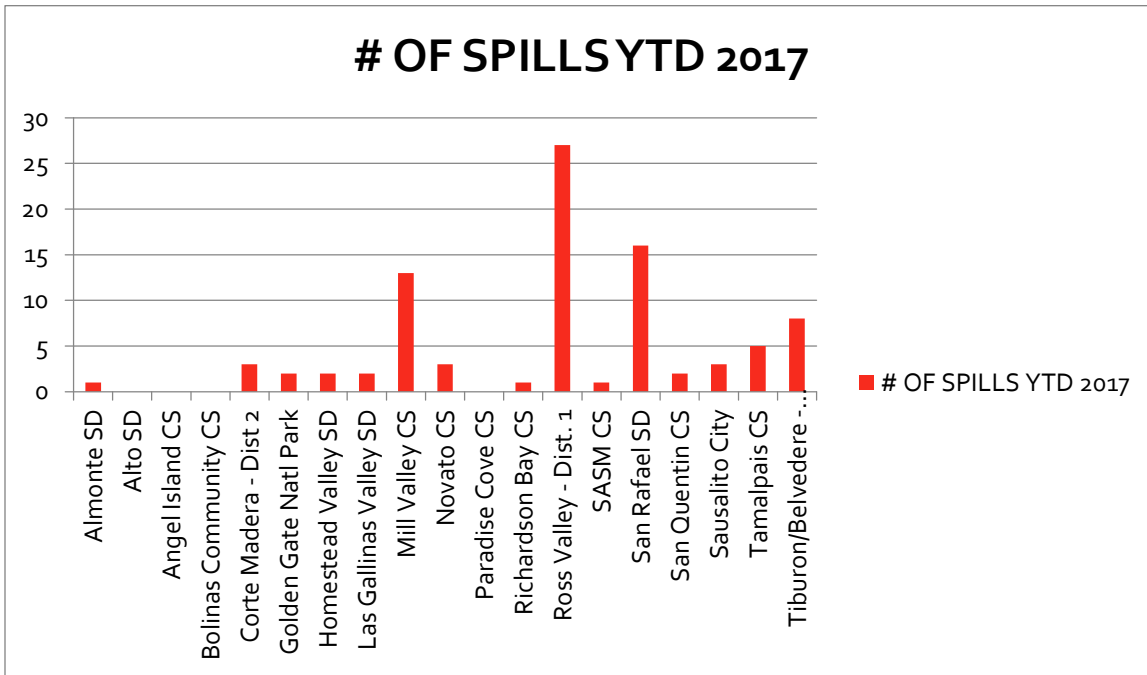
	# of Spills	Net Volume (Gallons)
LAS GALLINAS CS	0.0	0.0
STATE MUNICIPAL AVG	2.97	2,574.32
REGIONAL MUNICIPAL AVG	2.79	162.24

### SEWER SYSTEM OVERFLOWS (PROJECTED - PER 100 MILES/PER YEAR) CATEGORY 3

	# of Spills	Net Volume (Gallons)
LAS GALLINAS CS	2.16	2.86
STATE MUNICIPAL AVG	6.16	71.90
REGIONAL MUNICIPAL AVG	6.91	26.09

## Marin County Sanitary Sewer Overflows (SSO) Regional

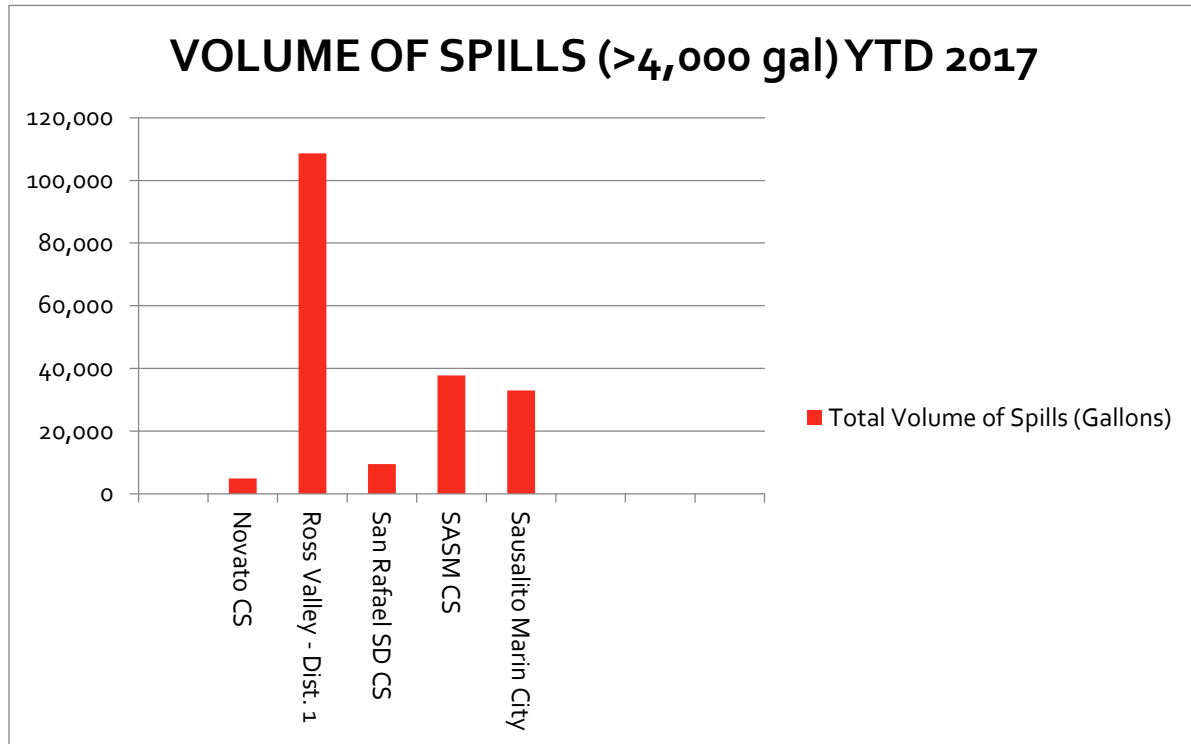
October 2017



## Marin County Sanitary Sewer Overflows (SSO) regional

October 2017

Large Volume Spillers



## LGVSD Safety

### Training

October Training (Du-All Safety) – Spill Prevention, Containment, Clean-up (SPCC)

### Injuries

None

### Lost Time Accidents

Last Lost Time Accident 9/27/2016 – It has been 400 Days since our last lost time accident

### Safety Committee

Safety Committee Meeting Scheduled for October 10, 2017. Nothing to Report

## Contempo Marin Discharge Dissolved Sulfide

October 2017

