



# Collections Department Monthly Report

November 2017

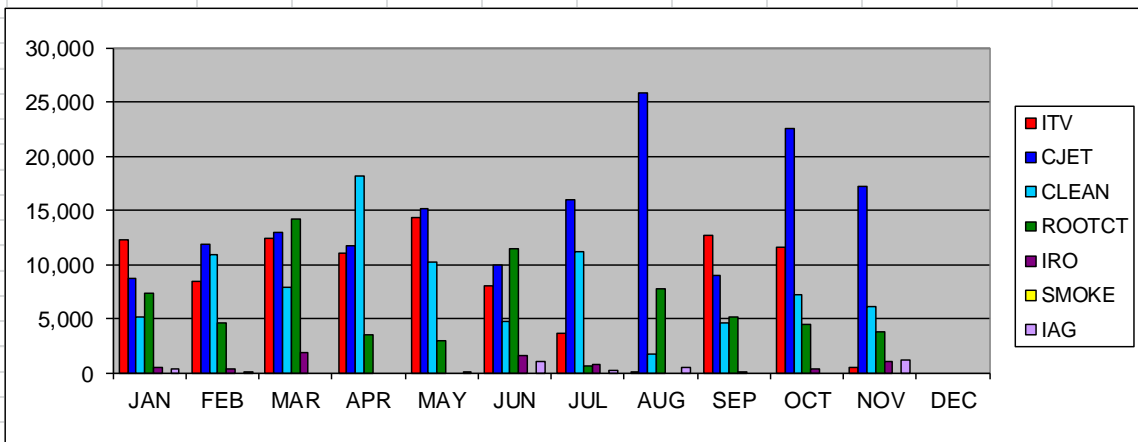
Greg Pease, Collection System/Safety Manager

# Department Summary

The LGVSD Collection System Department is responsible for the day-to-day operation and maintenance of 105 miles of gravity sewer lines and 6.72 miles of force mains, servicing a population of approximately 29,000 residents and businesses throughout the District. The department consists of 3 Collection System Operators, 1 Lead Collection System Operator and the Collection System/Safety Manager. General sanitary sewer Preventative Maintenance tasks include hydroflushing, root-cutting, and CCTV inspection. In addition to Preventative Maintenance, Collection System Operators are responsible for lateral repair/replacement inspections, Underground Service Alert (USA) locating, customer inquiries (incident reports), Air Release Valve Maintenance and monitoring 15 pump stations within the District.

# Year to Date Footage

COLLECTION CREW 2017													
Measurement in feet													
	JAN	FEB	MAR	APR	MAY	JUN	JUL	AUG	SEP	OCT	NOV	DEC	TOTAL
ITV	12,194	8,481	12,334	10,980	14,272	7,949	3,628	136	12,614	11,595	528		94,711
CJET	8,717	11,831	12,940	11,722	15,185	9,952	15,992	25,883	8,958	22,513	17,146		160,839
CLEAN	5,187	10,864	7,871	18,194	10,139	4,687	11,105	1,645	4,564	7,187	6,077		87,520
ROOTCT	7,315	4,546	14,133	3,504	2,895	11,501	662	7,793	5,090	4,388	3,826		65,653
IRO	501	400	1,871	0	0	1,519	770	0	105	300	977		6,443
SMOKE	0	0	0	0	0	0	0	0	0	0	0		-
IAG	288	80	0	0	44	1010	225	420	0	0	1201		3,268
<b>TOTAL</b>	<b>34,202</b>	<b>36,202</b>	<b>49,149</b>	<b>44,400</b>	<b>42,535</b>	<b>36,618</b>	<b>32,382</b>	<b>35,877</b>	<b>31,331</b>	<b>45,983</b>	<b>29,755</b>	<b>0</b>	<b>418,434</b>



# Preventative Maintenance

November 2017

## Hydro-Flushing

### CJET/CLEAN

121 sewer mains, totaling 23,223 linear feet (4.4 miles), were flushed in the month of November.

## CCTV Inspections

### ITV/IRO

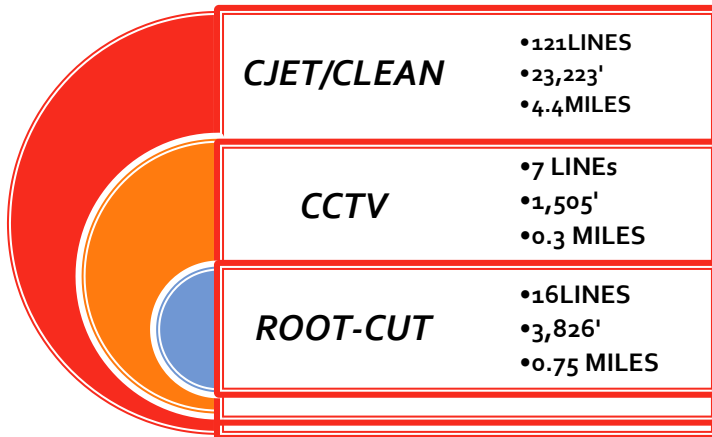
7 sewer mains, totaling 1,505 linear feet (0.3 miles), were inspected via CCTV inspection.

## Root-Cut

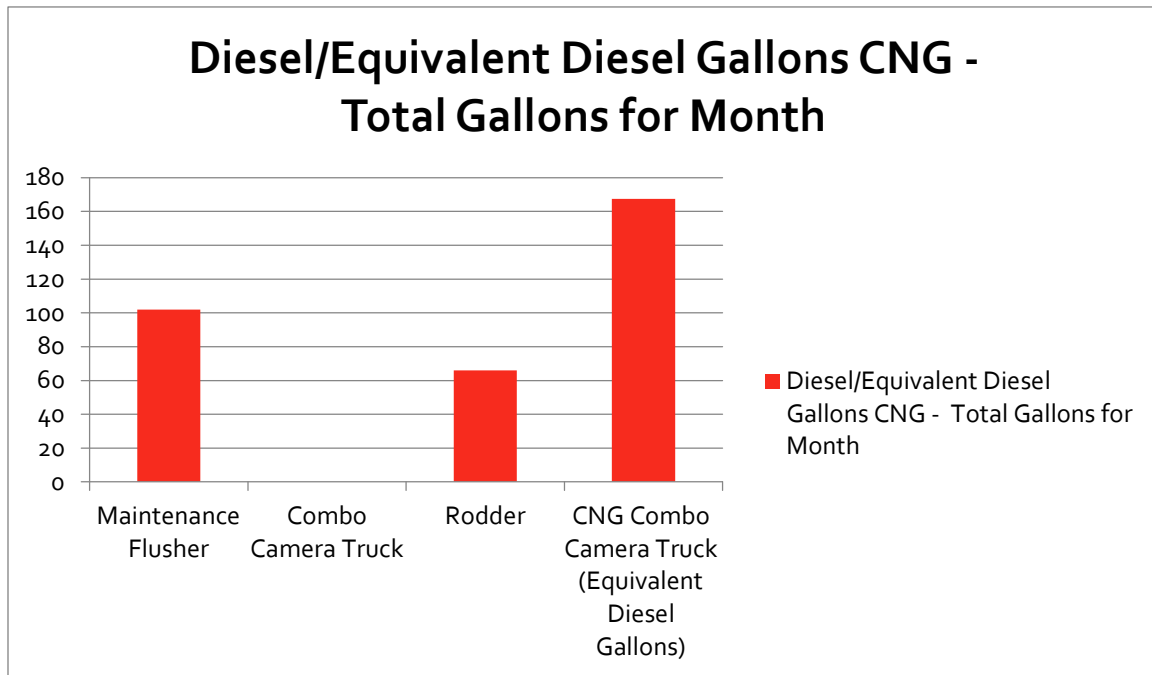
16 sewer mains, totaling 3,826 linear feet (0.75 miles), were Root-Cut.

## MISCELLANEOUS TASKS

- ▲ **UNDERGROUND SERVICE ALERT (USA)**  
162 USA'S completed (0.75 hours x 162 = 121.50 hours)
- ▲ **LATERAL INSPECTIONS**  
5 inspections completed (YTD =85)  
(0.75 hours x 5= 3.75 hours)
- ▲ **INCIDENT REPORTS**  
There was 2 incident for the month of November, (1) lateral break, (1)lateral odor.
- ▲ **AIR-RELEASE VALVE (ARV) MAINTENANCE**  
No maintenance to report



## Fuel Used



\*CNG Truck in for repair

### Repairs Required (November 2017)

- CNG truck repair for check engine light – faulty sensor, warranty repair
- Marin Lagoon – bubbler tube repair/replacement.

### Miscellaneous Info

- Easements were walked and verified problem free, in preparation for wet weather (new task)
- 10 years of SSO's reviewed and revisited. No problems to report

# Collection System Spill Summary

November 2017

## Sanitary Sewer Overflows (SSO)

There were no Sanitary Sewer Overflows reported/verified on District system or public right-of-way for the Month of November 2017.

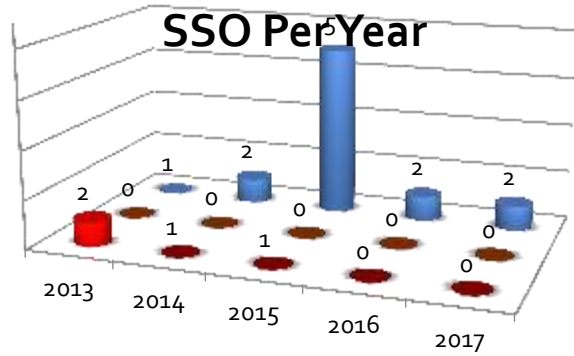
# of spills Year To Date = 2

# of gallons spilled Year To Date = 69

**Category 1 – Reaches waters of the state, any volume**

**Category 2 – SSO more than a 1,000 gal that does NOT reach waters of the state**

**Category 3 – All other SSO's (i.e. less than 1,000 gal that do NOT reach waters of the state.)**



■ Category 1 ■ Category 2 ■ Category 3

### SEWER SYSTEM OVERFLOWS (PROJECTED - PER 100 MILES/PER YEAR) CATEGORY 1

	# of Spills	Net Volume (Gallons)
LAS GALLINAS CS	0.0	0.0
STATE MUNICIPAL AVG	6.29	10,879.36
REGIONAL MUNICIPAL AVG	6.84	4,395.72

### SEWER SYSTEM OVERFLOWS (PROJECTED - PER 100 MILES/PER YEAR) CATEGORY 2

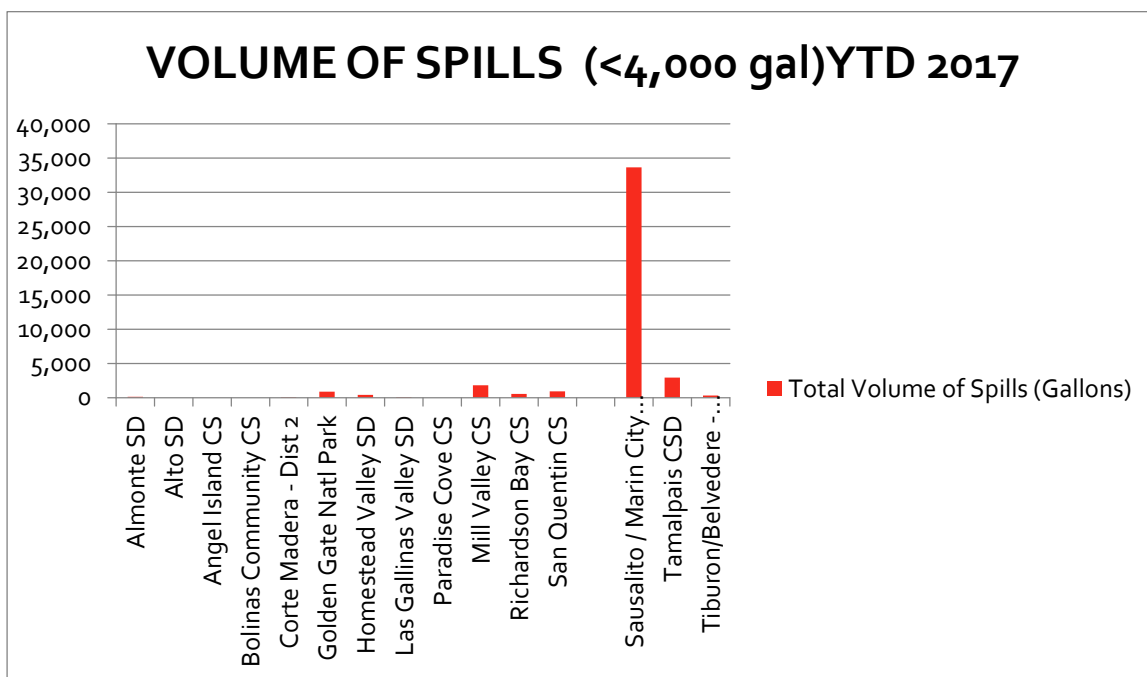
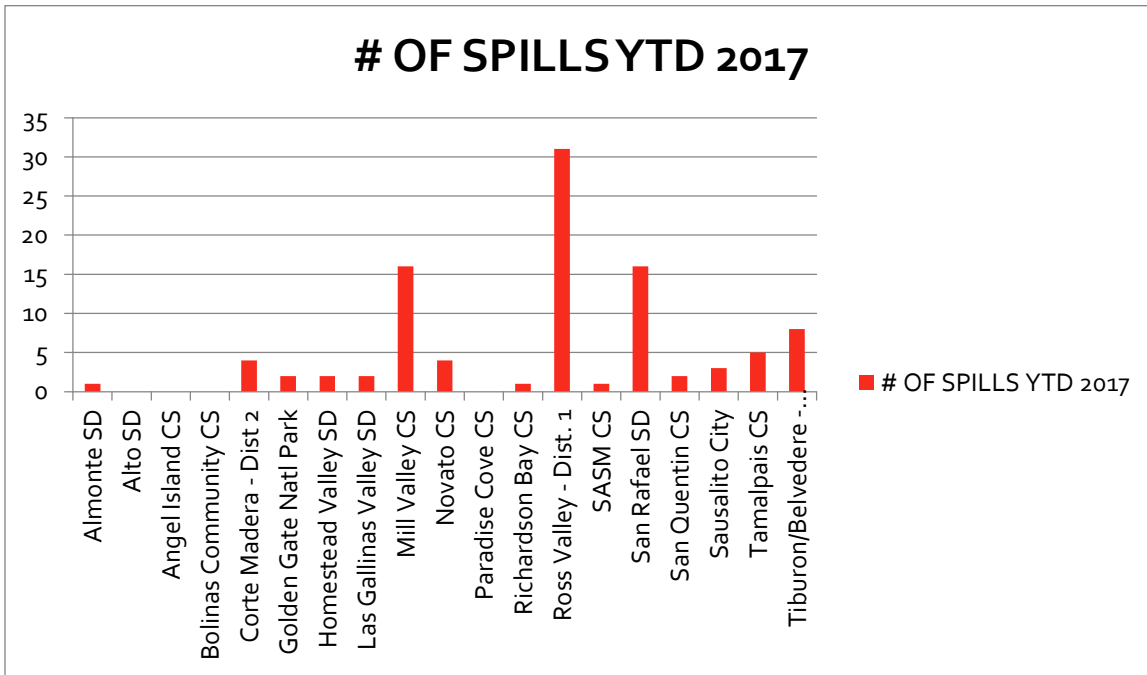
	# of Spills	Net Volume (Gallons)
LAS GALLINAS CS	0.0	0.0
STATE MUNICIPAL AVG	2.92	2,137.22
REGIONAL MUNICIPAL AVG	2.66	247.97

### SEWER SYSTEM OVERFLOWS (PROJECTED - PER 100 MILES/PER YEAR) CATEGORY 3

	# of Spills	Net Volume (Gallons)
LAS GALLINAS CS	1.96	2.60
STATE MUNICIPAL AVG	5.69	65.48
REGIONAL MUNICIPAL AVG	6.56	28.68

## Marin County Sanitary Sewer Overflows (SSO) Regional

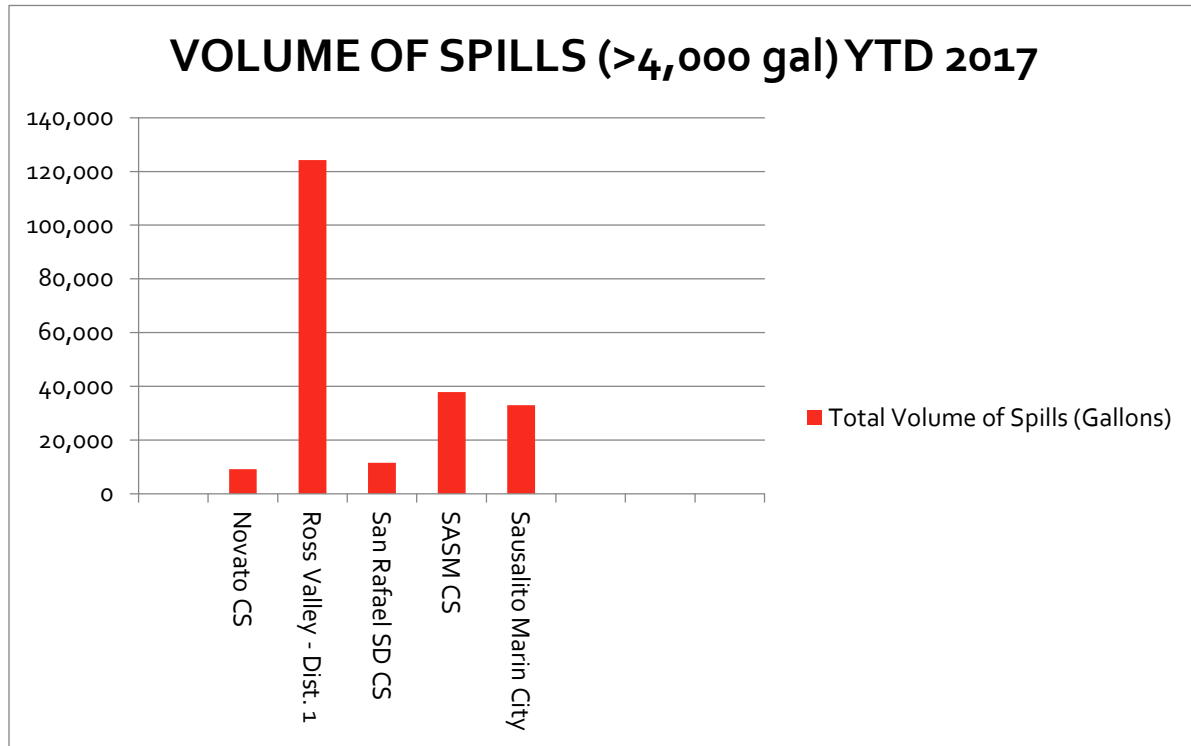
November 2017



## Marin County Sanitary Sewer Overflows (SSO) regional

November 2017

Large Volume Spillers



## LGVSD Safety

### Training

November Training (Du-All Safety) – Emergency Action Plan

### Injuries

None

### Lost Time Accidents

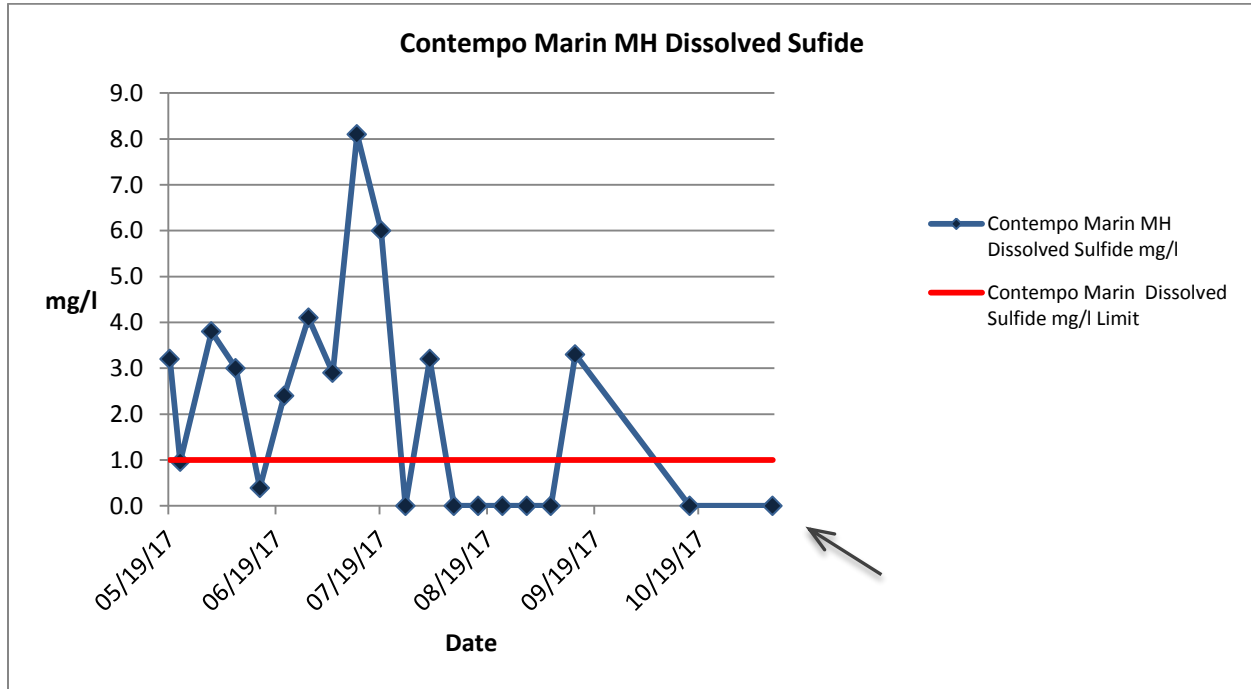
Last Lost Time Accident 9/27/2016 – It has been 430 Days since our last lost time accident

### Safety Committee

Safety Committee Meeting Scheduled for November 14, 2017. Annual facility inspection performed.

## Contempo Marin Discharge Dissolved Sulfide

November 2017



## Collection System Repairs - Line Crew Observations

November 2017

Collection System Repair - Line Crew Observations 2017					
Date	Address	Description of Problem	Priority Level (1-5 ; 1-low 5-high)	MH #'s (Upstream +Downstream)	Initials
12/1/17	El Fasian	Roots in hanhole	5	T035.25	C.G./B.J.
12/1/17	El Fasian	Roots in hanhole	5	T035.21	C.G./B.J.
12/1/17	St. Vincent	Unsafe access of manhole.	5	M000.47	C.G./B.J.
12/1/17	578 Miller Creek	Broken manhole collar/a.c.	5	M033.05	C.G./B.J.
11/15/17	blue blossom easment	roots intruding from first barrel connects to M.H. base	3	M123.03 to M123.01	BB
11/20/17	584 Miller creek	asphalt missing around frame set at M033.05	4	M033.07 to M033.05	BB
11/30/17	outside duckett p.s.	severe break where 6in main ties into M.H. T010.03	5	T012.01 to T010.03	BB
11/30/17	Manhole right inside duckett P.S.	severe root inside M.H. T010.01	5	T010.03 to T010.01	BB