



Collections Department Monthly Report

December 2016

Greg Pease, Collection System/Safety Manager

Department Summary

The LGVSD Collection System Department is responsible for the day-to-day operation and maintenance of 105 miles of gravity sewer lines and 6.72 miles of force mains, servicing a population of approximately 29,000 residents and businesses throughout the District. The department consists of 3 Collection System Operators, 1 Lead Collection System Operator and the Collection System/Safety Manager. General sanitary sewer Preventative Maintenance tasks include hydroflushing, root-cutting, and CCTV inspection. In addition to Preventative Maintenance, Collection System Operators are responsible for lateral repair/replacement inspections, Underground Service Alert (USA) locating, customer inquiries (incident reports), Air Release Valve Maintenance and monitoring 15 pump stations within the District.

Year to Date Footage

COLLECTION CREW 2016													
Measurement in feet													
	JAN	FEB	MAR	APR	MAY	JUN	JUL	AUG	SEP	OCT	NOV	DEC	TOTAL
ITV	13,893	20,092	19,910	6,283	18,173	10,060	10,770	4,998	13,436	16,421	9,465	0	143,501
CJET	14,373	23,117	13,982	14,709	15,794	37,770	29,904	27,211	11,510	13,569	21,022	26,514	249,475
CLEAN	6,989	20,374	7,309	26,490	15,853	4,278	7,173	4,271	4,752	10,074	10,637	4,145	122,345
ROOTCT	12,929	2,790	9,415	2,525	5,670	7,992	6,542	7,133	5,087	4,859	2,163	9,598	76,703
IRO	1,490	283	1,336	711	0	1,050	0	140	362	260	0	0	5,632
SMOKE	0	0	0	0	0	0	0	50,000	0	0	0	0	50,000
IAG	625	450	660	0	0	369	0	641	0	1,860	260	510	5,375
TOTAL	50,299	67,106	52,612	50,718	55,490	61,519	54,389	94,394	35,147	47,043	43,547	40,767	653,031

Preventative Maintenance

December 2016

Hydro-Flushing

CJET/CLEAN

167 sewer mains, totaling 30,659 linear feet (5.8 miles), were flushed in the month of October.

CCTV Inspections

ITV/IRO

0 sewer mains, totaling 0 linear feet (0.0 miles), were inspected via CCTV inspection.

Root-Cut

47 sewer mains, totaling 9,598 linear feet (1.8 miles), were Root-Cut.

MISCELLANEOUS TASKS

▲ UNDERGROUND SERVICE ALERT (USA)

135 USA'S completed (0.75 hours x 157=101.25 hours)

▲ LATERAL INSPECTIONS

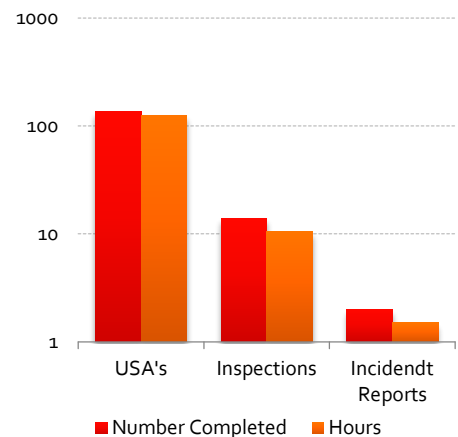
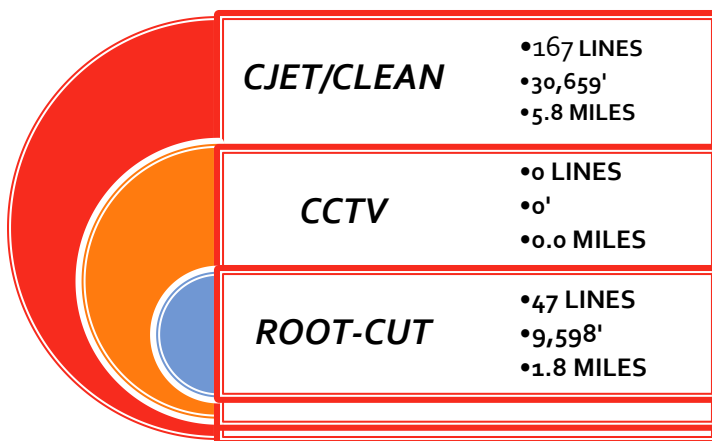
14 inspections completed (YTD =141)
(0.75 hours x 46 = 10.50 hours)

▲ INCIDENT REPORTS

There were 2 incidents..

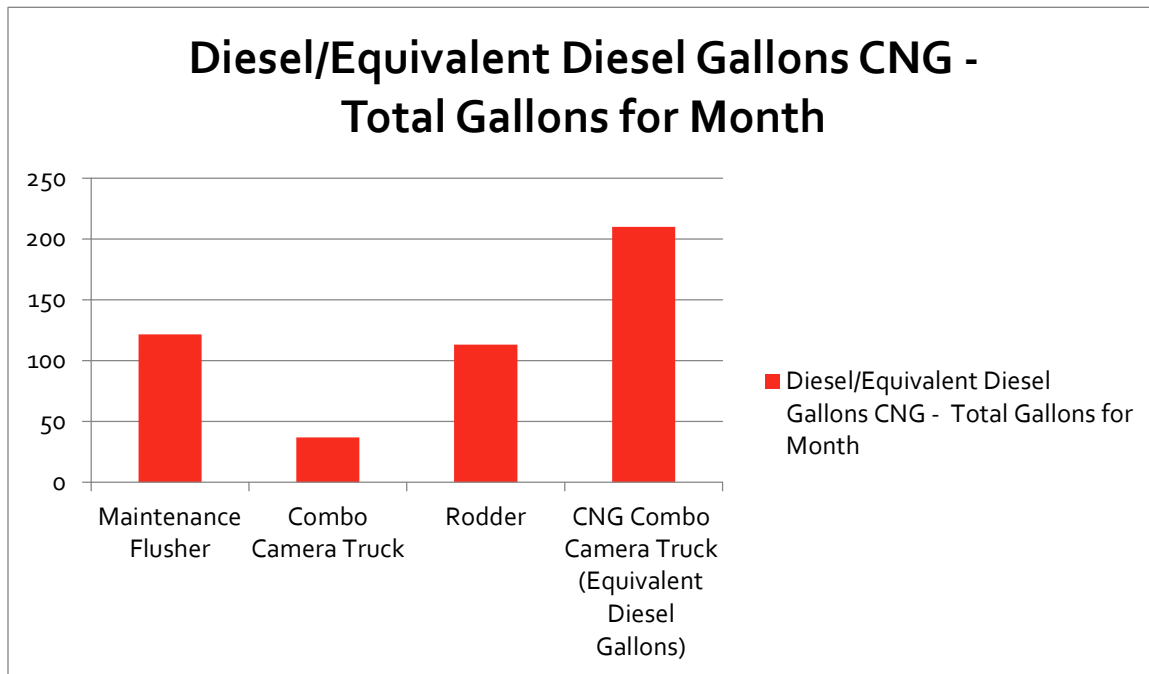
▲ AIR-RELEASE VALVE (ARV) MAINTENANCE

No maintenance to report



Fuel Used

*CNG Truck being refueled daily (for precautionary reasons, we do not allow the truck to get below ½ tank).



Repairs Required

- Maintenance Truck – Front Tires and alignment.
- CNG Combo – Ongoing repairs of Camera office, Deck repairs and equipment repairs.

Collection System Spill Summary

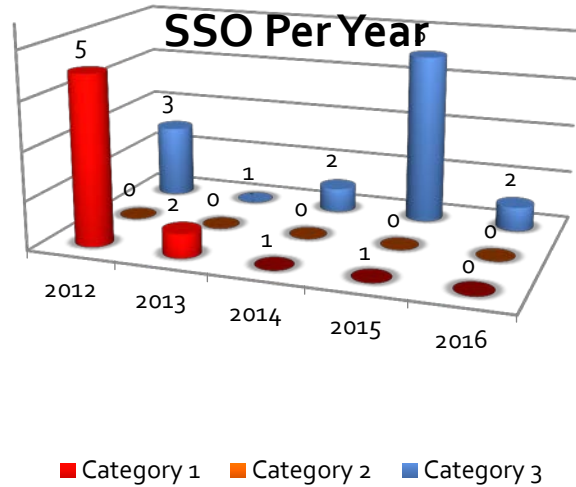
December 2016

Sanitary Sewer Overflows (SSO)

There were zero Sanitary Sewer Overflows reported/verified on District system or public right-of-way for the Month of December 2016.

of spills Year To Date = 2

of gallons spilled Year To Date = 9



SEWER SYSTEM OVERFLOWS (PER 100 MILES) CATEGORY 1

	# of Spills	Net Volume (Gallons)
LAS GALLINAS CS	0.0	0.0
STATE MUNICIPAL AVG	4.77	2,385.91
REGIONAL MUNICIPAL AVG	7.03	6,756.52

SEWER SYSTEM OVERFLOWS (PER 100 MILES) CATEGORY 2

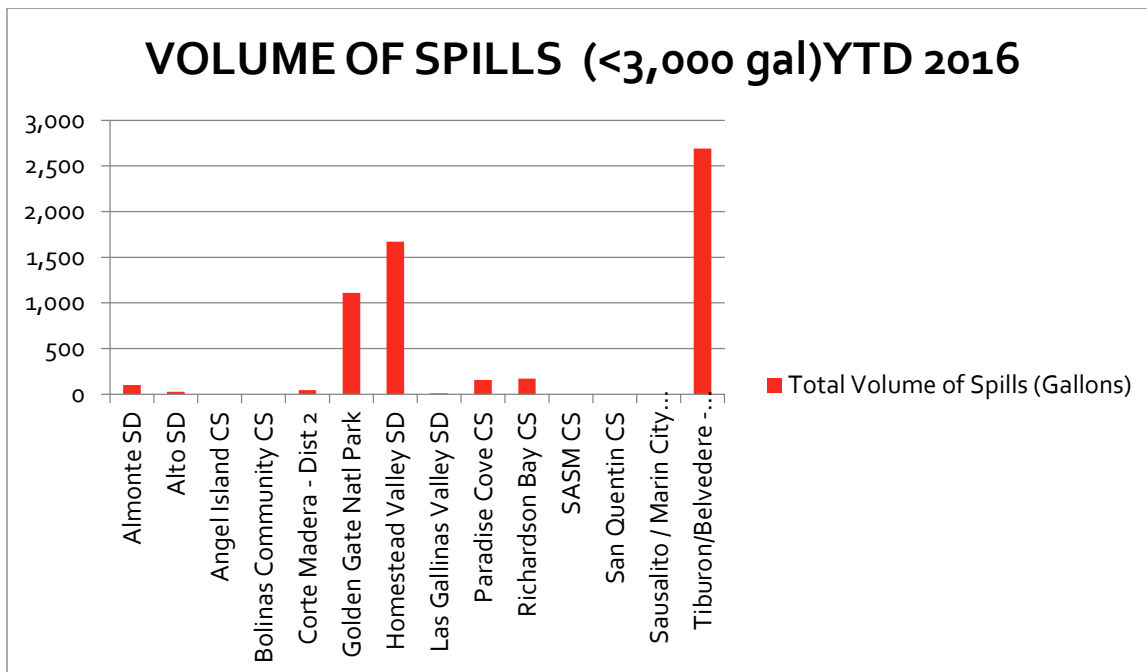
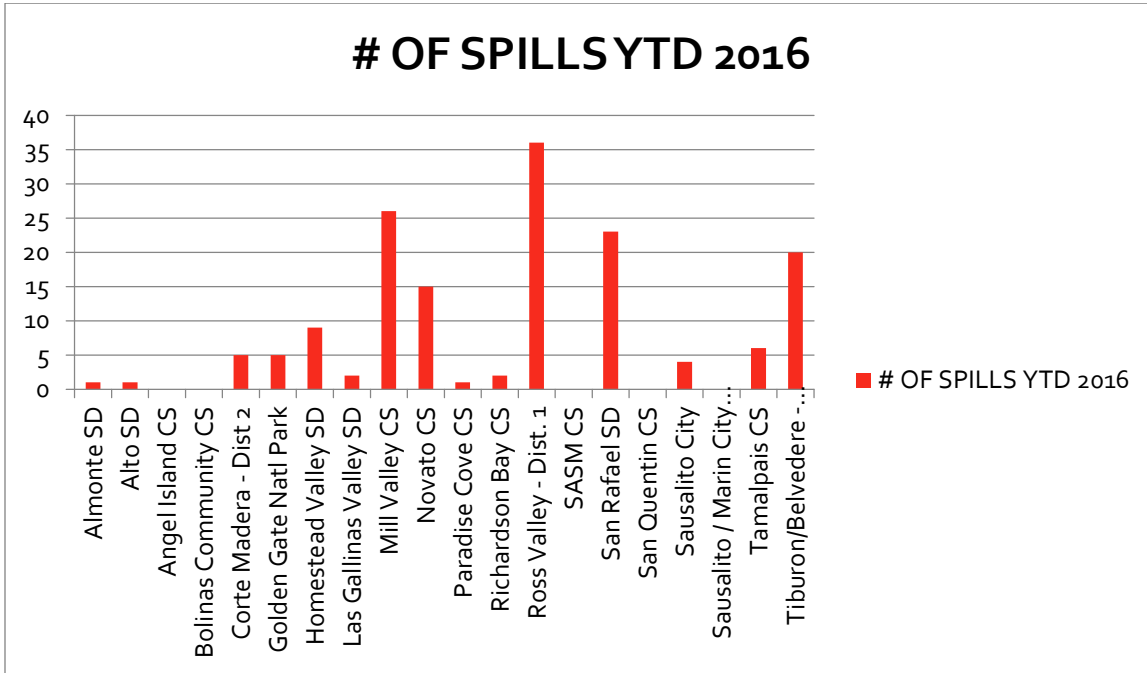
	# of Spills	Net Volume (Gallons)
LAS GALLINAS CS	0.0	0.0
STATE MUNICIPAL AVG	3.52	375.94
REGIONAL MUNICIPAL AVG	3.34	43.53

SEWER SYSTEM OVERFLOWS (PER 100 MILES) GATAGORY 3

	# of Spills	Net Volume (Gallons)
LAS GALLINAS CS	1.79	0.0
STATE MUNICIPAL AVG	7.07	43.31
REGIONAL MUNICIPAL AVG	9.76	41.12

Marin County Sanitary Sewer Overflows (SSO) Regional

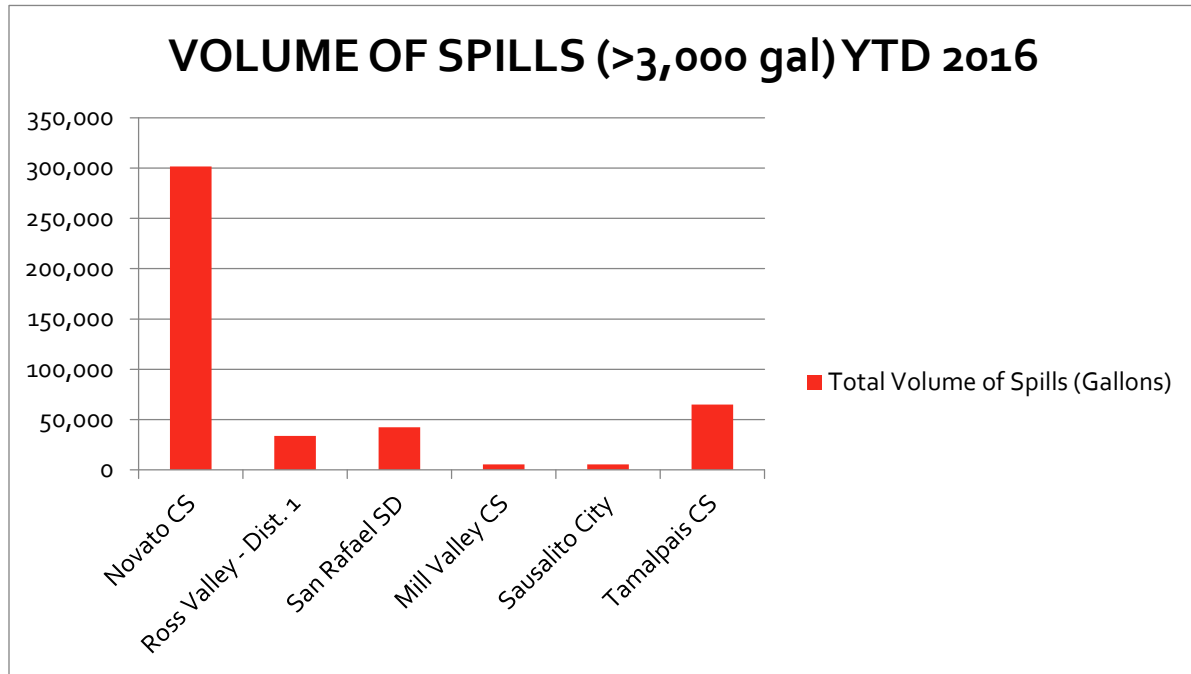
December 2016



Marin County Sanitary Sewer Overflows (SSO) regional

December 2016

Large Volume Spillers



LGVSD Safety

Training

November Training (Du-All Safety) – Traffic Control and Flagger Safety Training - 6hrs

Injuries

No injuries to report

Lost Time Accidents

Last Lost Time Accident 9/27/2016 – It has been 99 Days since our last lost time accident

Safety Committee

No information to report (December Meeting Canceled)